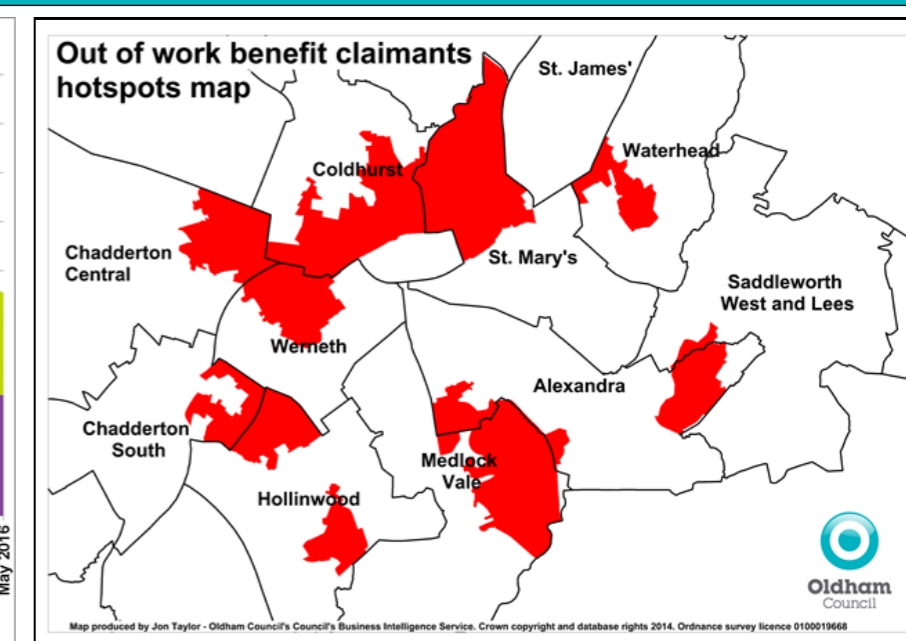
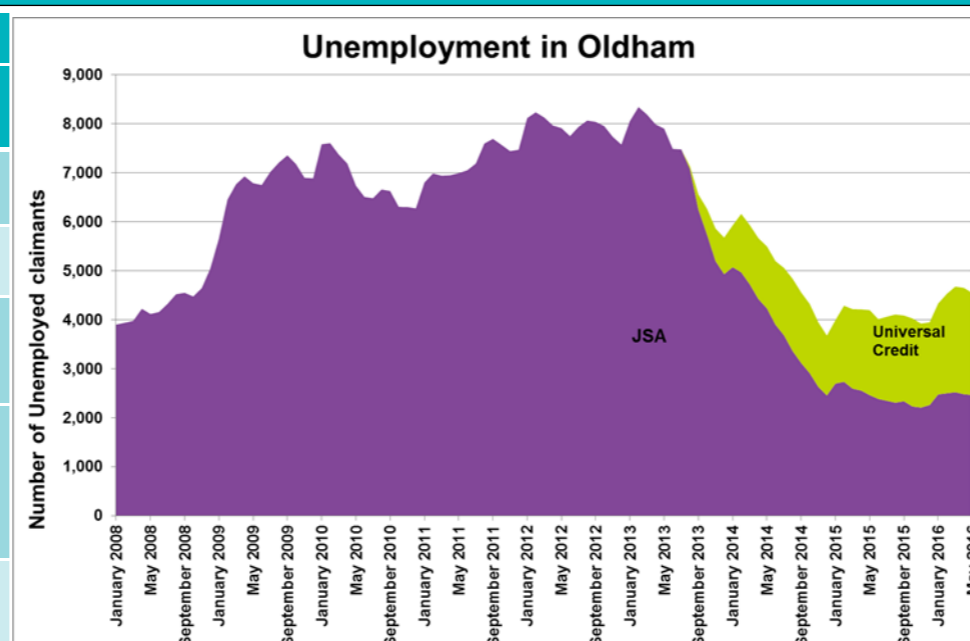


# Oldham's Welfare Reform Dashboard – June 2016

## Benefits

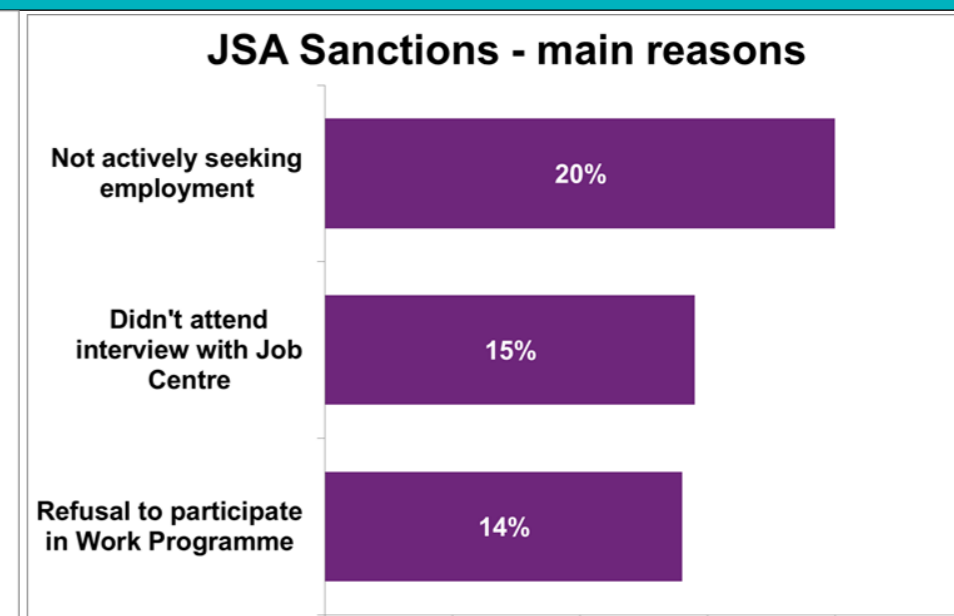
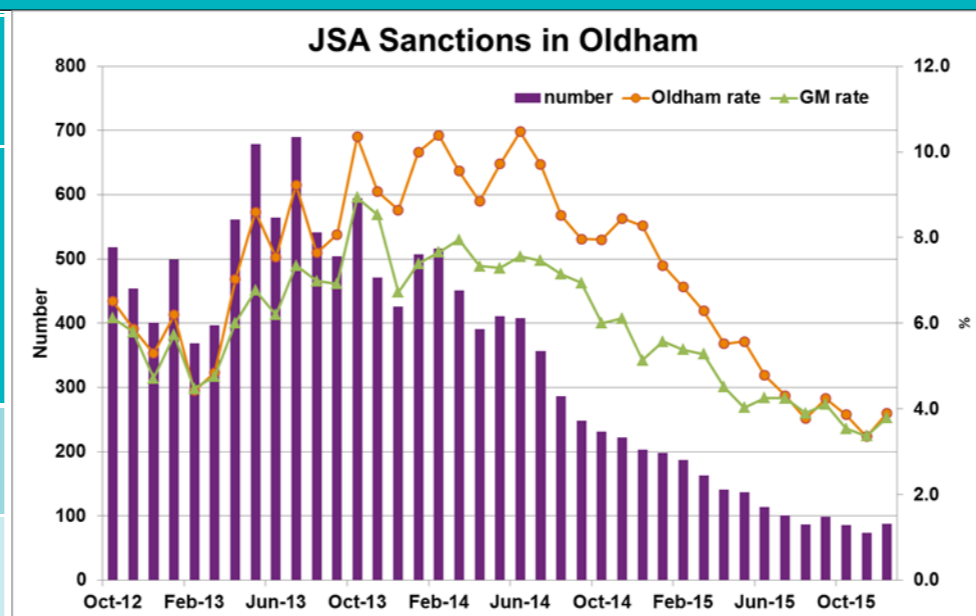
Benefit claimants (aged 16-64) - Source: Nomis 2016 & DWP 2015				
	Number of claimants	%	Trend	Date
Unemployment	4,545	3.2	↓	May-16
ESA	11,520	8.2	↓	Nov-15
ESA claimants found fit for work	1,500	22	↑	Jun-15
Number of families impacted by Benefit Cap	70	n/a	↑	Feb-16
Employment Rate	91,500	64.8	↑	Dec-15



Having fallen since early 2013, unemployment in Oldham has now stabilised. Employment and Support Allowance (ESA) figures are now also falling after a previous increase. Oldham has currently 70 families impacted by the benefit cap, most of those capped having large families with 4, 5 or more children.

## Sanctions

Out of Work Benefit Sanctions - Source: DWP 2015			
	Number of adverse sanctions imposed (Dec 2015)	% of claimants	Number of adverse sanctions imposed (October 2012- Dec 2015)
JSA claimants	88	3.9%	13,415
ESA claimants	11	0.1%	806

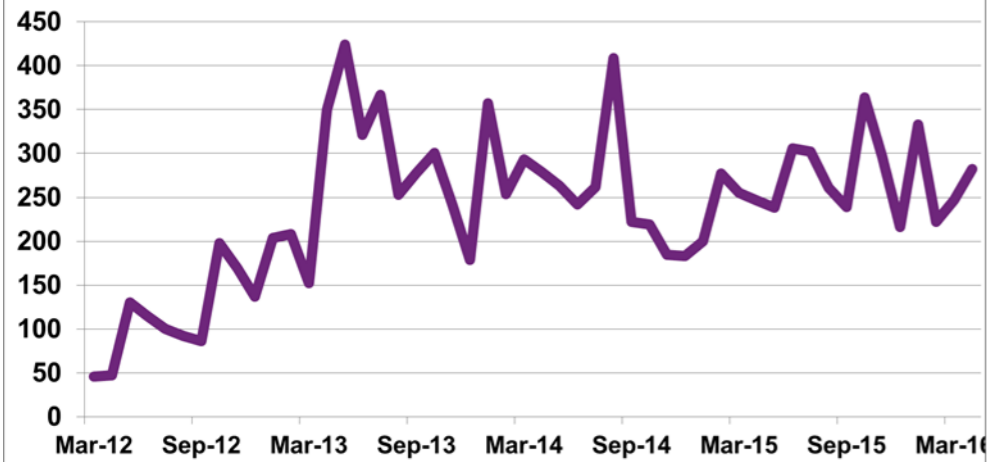


Since the introduction of tougher conditions and rules for the main social security benefits, claimants have been more readily sanctioned. JSA sanctions are currently falling, but still constitute 3.9% of claimants per month. ESA sanctions remain low. The main reasons for sanctions include refusal of claimants to participate in the DWP Work Programme, or that claimants have not been actively seeking employment (according to DWP guidelines).

## Access to advice and support

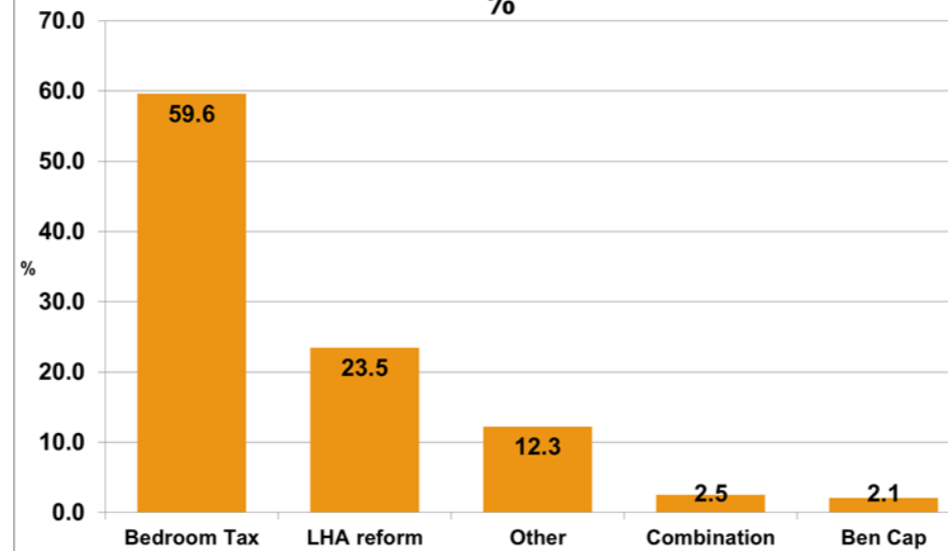
### Welfare Rights

Welfare Rights referrals have been consistently high since the introduction of welfare reform.



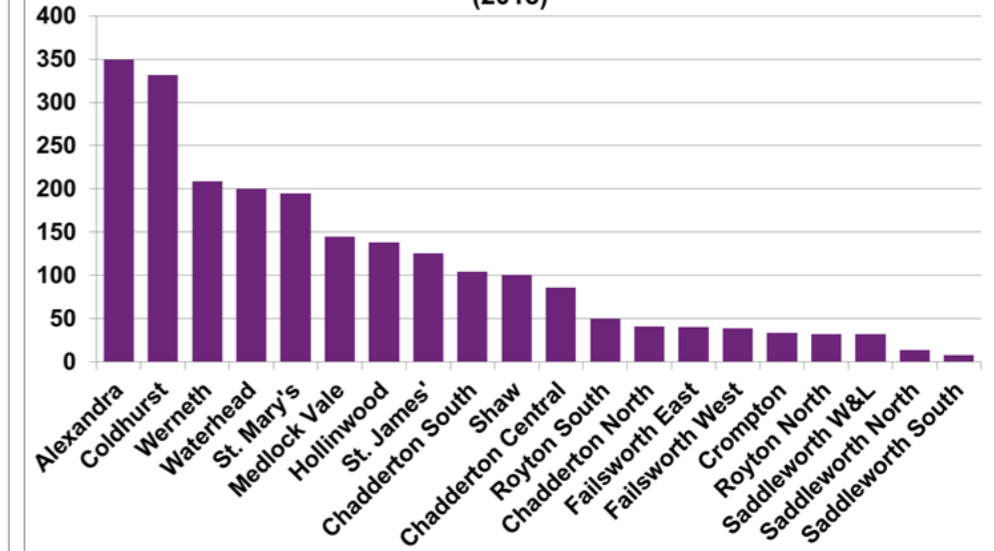
### Summary of DHP awards

%



### Food Bank Vouchers

(2015)

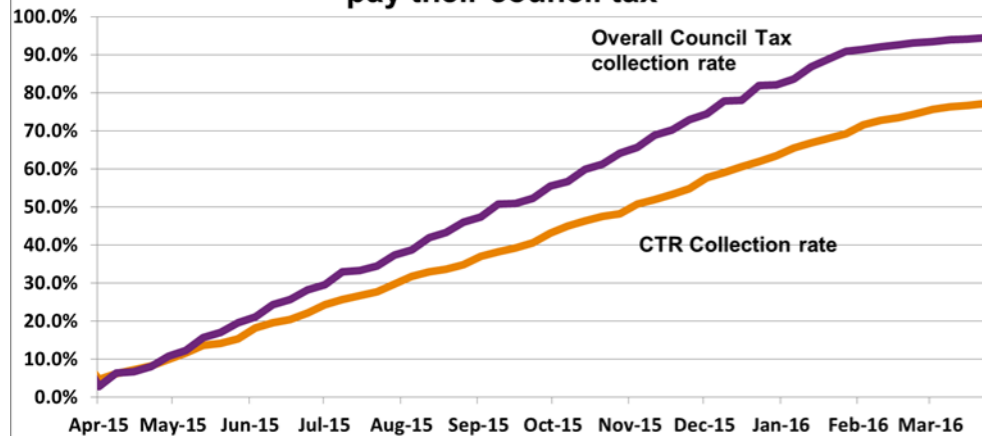


Since the introduction of Welfare Reform, the number of Oldham residents accessing advice or requiring financial support from the Council has increased. The welfare rights team has supported many residents to maximise their income. During 2015/16 a budget of £377,368 was made available for DHP applications, and £376,274 was spent. The majority (59.9%) was allocated to subsidise households impacted by the 'size criteria' (bedroom tax). £104,347 (annual budget £300,000) was also allocated for LWP with 867 items being awarded. Use of food banks varies greatly by ward. The wards that have higher levels of deprivation, particularly those that surround the Oldham Town Centre, have been allocated a higher number of vouchers.

## Financial Impact for Council

### Council Tax Collection Rates

Residents who were previously receiving full council tax benefit are finding it more difficult to pay their council tax

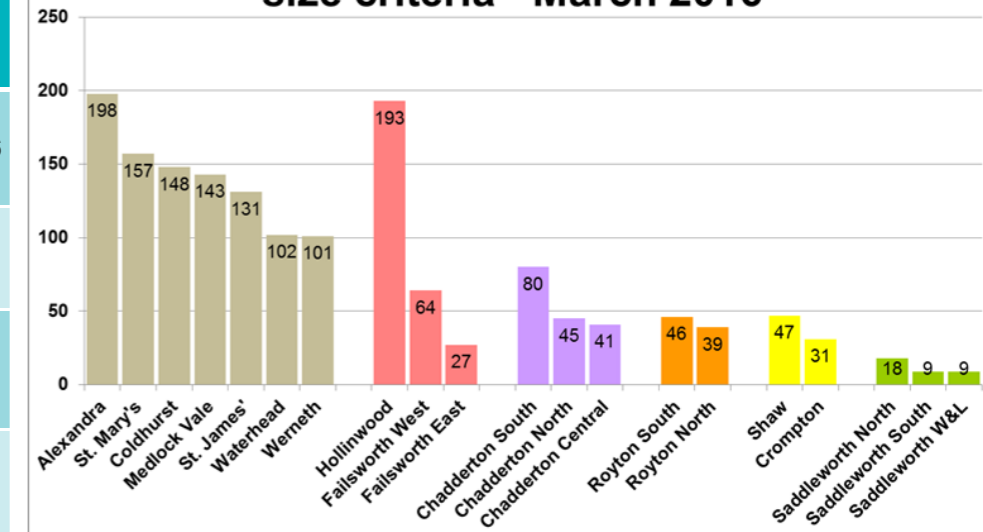


Residents who were previously receiving full Council Tax benefit are finding it more difficult to pay their Council Tax. The collection rate for these residents is however higher than originally predicted.

## Housing

Housing Indicators	Number of households affected	Trend	Date
Size Criteria (Bedroom Tax)	1,629	↓	Mar-16
Families rehoused as result of size criteria	Awaiting data		
Number of terminations	656		Mar-14
Number of families in rent arrears	1,774	↓	Feb-14

### Number of properties impacted by size criteria - March 2016



The number of properties impacted by 'size criteria' ('bedroom tax') has reduced from 2,334 in May 2013 to 1,629 in March 2016. There are currently 1,360 properties under occupying by one room and 269 by two or more. The number of families in rent arrears is reducing.